



2500C-8-IDI-120V Discrete Input Module



DESCRIPTION

The 2500C-8-IDI-120V Module accepts a wide range of voltage signals. It is designed to accept both AC and DC voltage allowing the user to pick and choose ranges on a single module. Motor centers, optical sensors, limit switches and utility control are excellent examples of applications for this product

FEATURES

- Single wide module
- 8 Isolated channel to channel inputs
- Supports AC or DC voltage inputs
- Sourcing or sinking Inputs
- Channel On/Off Status Indication
- Uses CTI's 2500C-32F Connector
- Module supports hot swapping

2500C-8-IDI-120V Default Shipment Settings	
Operation Mode	NA
Logon	8X
120VAC/VDC Signal Range Wiring Dependent	79VAC/VDC -132VAC/VDC
240 VAC Signal Range Wiring Dependent	154VAC - 265VAC

Input Specifications	
Inputs per module	8
Module Logon	8X
120VAC/VDC Signal Range See Note 1:	79-132 VAC/VDC
240VAC Signal Range See Note 1:	164-265 VAC
Input current	VAC 1.4 - 9.3mA VDC 2.9 - 9.3mA
Operating Characteristics for Typical Input	
AC Voltage Input	Turn ON Time: 3.76mS Turn OFF Time: 15.0mS
DC Voltage Input	Turn ON Time: 3.14mS Turn OFF Time: 13.7mS

Module Size	Single wide module
Connector	2500C-32F
Backplane Power (MAX)	0.010 watts No inputs ON 0.457 watts All inputs ON
Input ESD Protection	IEC 1000-4-2 LEVEL 4
Isolation	1500 VDC Channel to Backplane 1000 VDC Channel to Channel
Shipping Dimensions and Weight	223.84mm x 109.86mm x 34.93mm, 0.234kg
Operating Temperature Range	0°C to 60°C (32°F to 140°F)
Storage Temperature Range	-40°C to 85°C (-40°F to 185°F)
Relative Humidity	5% to 95% (non-condensing)
Agency Approvals Pending	UL, ULC, UL Class 1, Div 2, CE
Note 1:	120 VAC/VDC and the 240VAC ranges are selected by Connector Channel Wiring. See the wiring connector diagram on the next page of this Product Bulletin.



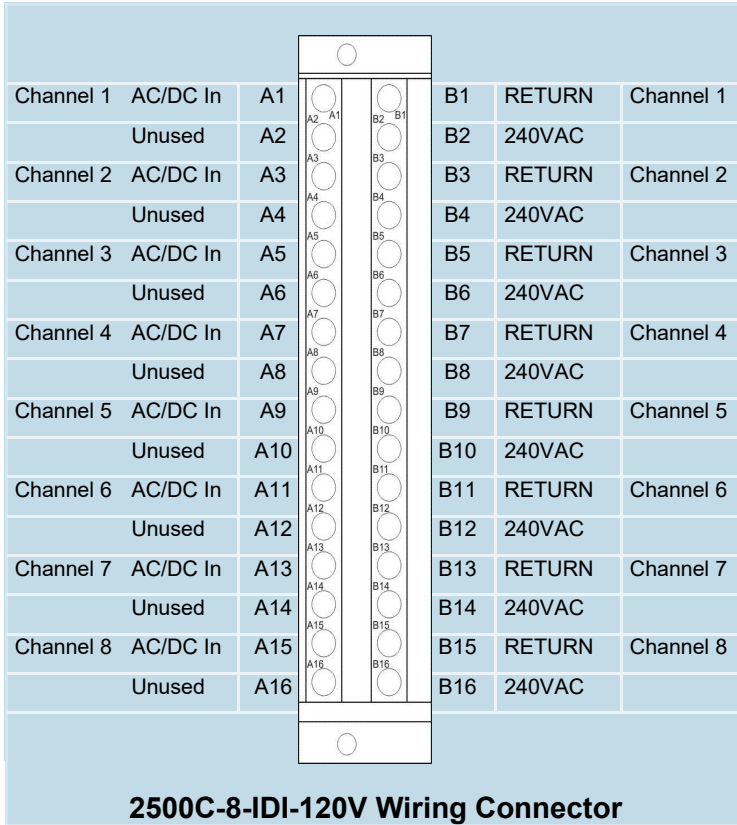
Control Technology Inc.

5734 Middlebrook Pike, Knoxville, TN 37921-5914
Phone: +1.865.584.0440 Fax: +1.865.584.5720
www.controltechnology.com





2500C-8-IDI-120V Discrete Input Module



Note:

The 2500C-8-IDI-120V Discrete Input Module uses CTI Wiring Connector 2500C-32F. Please see the wiring connector specification table below. This connector is ordered separately from the module.

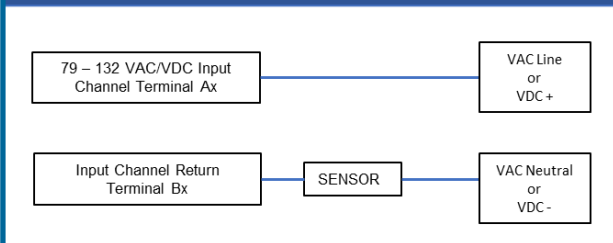
2500C-32F Specifications

Connector Style	Removable
Number of Wiring Connections	32 point
Wire Gauge	14 to 22AWG
Screw Torque Value	5.22 lb-in
Current Rating	6A @ 300VAC
Insulation Stripping Length	0.24" 6mm

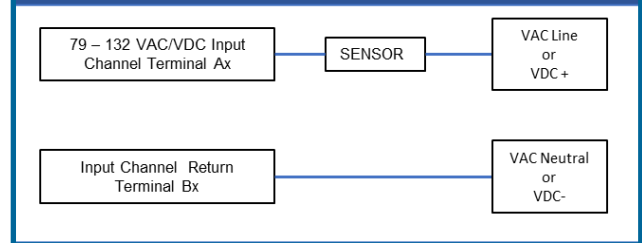
Connector Material

Body:	Polycarbonate UL 94V0
Screw :	M3 Zinc plated Steel
Cage Clamp	Nickel Plated Brass
Socket Contact Spring:	Tin Plated Bronze
Retaining Screw:	M3 Zinc Plated Steel

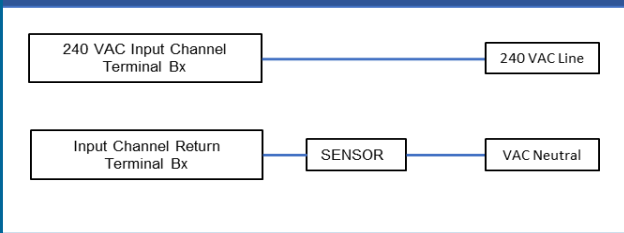
79-132 VAC/VDC Typical Circuit – Sourcing Device



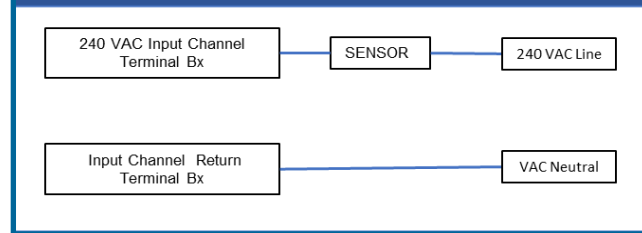
79-132 VAC/VDC Typical Circuit – Sinking Device



240 VAC Typical Circuit – Sourcing Device



240 VAC Typical Circuit – Sinking Device



Control Technology Inc.

5734 Middlebrook Pike, Knoxville, TN 37921-5914
 Phone: +1.865.584.0440 Fax: +1.865.584.5720
www.controltechnology.com

